


Helping you keep your home safe, comfortable and in great condition all year round.

## Cleaning Tips



### Kitchen

- Wipe down benches, stovetops, and splashbacks after cooking to prevent grease build-up.
- Clean rangehood filters with warm, soapy water every few months.
- Avoid using harsh abrasives that may scratch surfaces.
- Empty bins often and keep them clean to deter pests.



### Floors and Carpets

- Sweep or vacuum regularly to remove dirt and grit that can damage flooring.
- Use mats at entryways to catch dirt.
- Treat spills on carpets immediately to prevent stains.
- Professional carpet cleaning is recommended every 12 months or at the end of your tenancy.



### Bathroom

- Wipe tiles, mirrors, and shower screens weekly to prevent soap scum.
- Use the exhaust fan during and after showers to reduce moisture.
- Clean drains regularly to prevent blockages.



### Oven & Appliances

- Use oven liners or trays to catch spills.
- Wipe out the microwave and fridge regularly.
- Keep appliance seals clean to avoid odours and build-up.

### Helpful Contacts


Emergency Maintenance: 1800 603 300  
Non-Urgent Maintenance: 1800 603 300  
or [repairs@housingplus.com.au](mailto:repairs@housingplus.com.au)  
After Hours Contact: 1800 603 300



## Mould Reduction Tips

Mould grows in damp, unventilated spaces – but with a few simple habits, you can prevent it.


- Open windows daily to let in fresh air, even briefly.
- Always use exhaust fans when cooking, showering, or drying clothes indoors.
- Wipe condensation from windows and walls.
- Keep furniture slightly away from walls to allow air to circulate.
- Avoid drying clothes inside; if necessary, open a window or use a dehumidifier.
- If mould appears despite your efforts, report it promptly to Housing Plus



## Seasonal Advice

### Summer

- Clean air conditioner filters monthly for better airflow and efficiency.
- Keep outdoor units clear of leaves and debris.
- Keep bins sealed and remove rubbish regularly to prevent pests.



### Winter

- Keep heaters clear of curtains and furniture.
- Open windows briefly each day to circulate fresh air.
- Wipe condensation off windows and walls.
- Report any leaks, overflowing gutters, or roof issues.
- Test smoke alarms monthly and report if not functioning

## Energy and Water Saving Tips

- Turn off lights and appliances when not in use.
- Use energy-efficient bulbs where possible.
- Keep doors closed when using heating or cooling.
- Take shorter showers to save water.
- Report dripping taps quickly to Housing Plus
- Use cold water for washing clothes where possible.

